

OPTOTRONIC FIT 24V P

Constant Voltage – Non dimmable



Areas of application

- For example luminous signage in areas such as hotels
- Public squares and architecture lighting
- Suitable for indoor and outdoor SELV installations

Product family features

- Small housing design for mounting in coves or linear luminaires
- Versatile scope of application thanks to an output power range of up to 300 W
- Robust and durable design for outdoor applications

Product family datasheet

Technical data

Electrical data

Product description	Nominal output power	Mains frequency	Nominal voltage	Device power loss	Power factor λ	Inrush current
OT FIT 80/220-240/24 P	80 W	50...60 Hz	NaN V	10.3 W	0.95	< 50 A ¹⁾
OT FIT 150/220-240/24 P	150 W	50...60 Hz	NaN V	13 W	0.95	55 A ³⁾
OT FIT 200/220-240/24 P	200 W	50...60 Hz	NaN V	15.0 W	0.95	55 A ⁴⁾
OT FIT 300/220-240/24 P	300 W	50...60 Hz	NaN V	22.5 W	0.95	60 A ⁵⁾

Product description	Input voltage AC	Nominal output voltage	Output ripple Voltage (100 Hz)	Efficiency in full-load
OT FIT 80/220-240/24 P	198...264 V	24 V	< 2 %	88.5 % ²⁾
OT FIT 150/220-240/24 P	198...264 V	24 V	< 2 %	92 % ²⁾
OT FIT 200/220-240/24 P	198...264 V	24 V	< 2 %	93 % ²⁾
OT FIT 300/220-240/24 P	198...264 V	24 V	< 2 %	93 % ²⁾

Product description	Nominal current
OT FIT 80/220-240/24 P	
OT FIT 150/220-240/24 P	
OT FIT 200/220-240/24 P	1 A
OT FIT 300/220-240/24 P	

¹⁾ At Full Load, 240VAC, Cold StartDuration=250uS 50%Ipk–50%Ipk

²⁾ at 230 V, 50 Hz

³⁾ At Full Load, 240VAC, Cold StartDuration=500uS 50%Ipk–50%Ipk

⁴⁾ At Full Load, 240VAC, Cold StartDuration=600uS 50%Ipk–50%Ipk

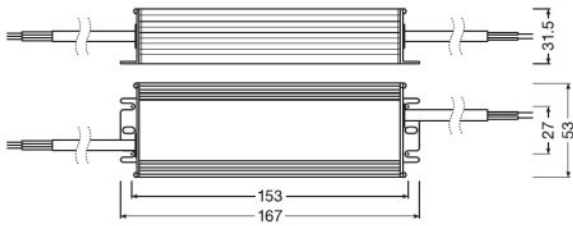
⁵⁾ At Full Load, 240VAC, Cold StartDuration=800uS 50%Ipk–50%Ipk

Dimensions & weight

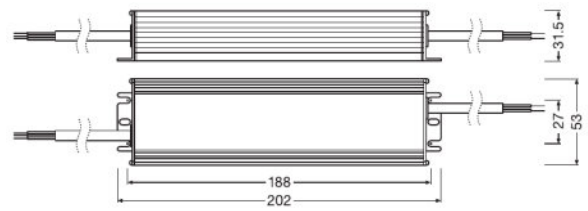
Product description	Length	Width	Height	Mounting hole spacing, length	Mounting hole spacing, width	Product weight
OT FIT 80/220-240/24 P	170.0 mm	53.0 mm	31.5 mm	153 mm	27.0 mm	513.00 g
OT FIT 150/220-240/24 P	240.0 mm	53.0 mm	31.5 mm	188.0 mm	27.0 mm	610.00 g
OT FIT 200/220-240/24 P	215.0 mm	53.0 mm	31.5 mm	203.0 mm	27.0 mm	676.00 g
OT FIT 300/220-240/24 P	260.0 mm	68.0 mm	39.6 mm	249 mm	34.0 mm	1125.00 g

Product family datasheet

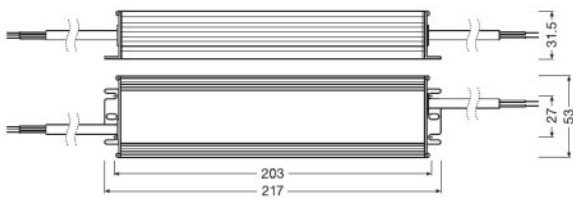
Product line drawing




OT FIT 80/220-240/24 P



OT FIT 150/220-240/24 P



OT FIT 200/220-240/24 P



OT FIT 300/220-240/24 P

Product family datasheet

Temperatures & operating conditions

Product description	Ambient temperature range	Permitted rel. humidity during operation
OT FIT 80/220-240/24 P	-40...+50 °C ¹⁾	5...85 % ²⁾
OT FIT 150/220-240/24 P	-40...+50 °C ¹⁾	5...85 % ²⁾
OT FIT 200/220-240/24 P	-40...+50 °C ¹⁾	5...85 % ²⁾
OT FIT 300/220-240/24 P	-40...+50 °C ¹⁾	5...85 % ²⁾

¹⁾ At fullload, Tc not exceeded

²⁾ Non-condensing

Capabilities

Product description	Suitable for fixtures with prot. class	Overheating protection	Overload protection
OT FIT 80/220-240/24 P	I / II	Yes	Yes
OT FIT 150/220-240/24 P	I / II	Yes	Yes
OT FIT 200/220-240/24 P	I / II	Yes	Yes
OT FIT 300/220-240/24 P	I / II	Yes	Yes

Product description	Short-circuit protection	No-load proof	Dimmable	Number of channels
OT FIT 80/220-240/24 P	Yes	Yes	No	1
OT FIT 150/220-240/24 P	Yes	Yes	No	1
OT FIT 200/220-240/24 P	Yes	Yes	No	1
OT FIT 300/220-240/24 P	Yes	Yes	No	1

Programming

Product description	Tuner4TRONIC Field App	Tuner4TRONIC
OT FIT 80/220-240/24 P	No	No
OT FIT 150/220-240/24 P	No	No
OT FIT 200/220-240/24 P	No	No
OT FIT 300/220-240/24 P	No	No

Product family datasheet

Certificates & standards

Product description	Type of protection	Standards	Approval marks – approval
OT FIT 80/220-240/24 P	IP66/IP67	Acc. to IEC 61347-1/Acc. to IEC 61347-2-13/Acc. to EN 55015/Acc. to EN 61547/Acc. to EN 61000-2-2/Acc. to EN 61000-3-2/Acc. to EN 60598-1/Acc. to EN 62384	CE / CCC / TISI / RCM
OT FIT 150/220-240/24 P	IP66/IP67	Acc. to IEC 61347-1/Acc. to IEC 61347-2-13/Acc. to EN 55015/Acc. to EN 61547/Acc. to EN 61000-2-2/Acc. to EN 61000-3-2/Acc. to EN 60598-1/Acc. to EN 62384	CE / CCC / TISI / RCM
OT FIT 200/220-240/24 P	IP66/IP67	Acc. to IEC 61347-1/Acc. to IEC 61347-2-13/Acc. to EN 55015/Acc. to EN 61547/Acc. to EN 61000-2-2/Acc. to EN 61000-3-2/Acc. to EN 60598-1/Acc. to EN 62384	CE / CCC / TISI / RCM
OT FIT 300/220-240/24 P	IP66/IP67	Acc. to IEC 61347-1/Acc. to IEC 61347-2-13/Acc. to EN 55015/Acc. to EN 61547/Acc. to EN 61000-2-2/Acc. to EN 61000-3-2/Acc. to EN 60598-1/Acc. to EN 62384	CE / CCC / TISI / RCM

Logistical data

Product description	Commodity code
OT FIT 80/220-240/24 P	850440829000
OT FIT 150/220-240/24 P	850440829000
OT FIT 200/220-240/24 P	850440829000
OT FIT 300/220-240/24 P	850440829000

Environmental information Information according Art. 33 of EU Regulation (EC) 1907/2006 (REACH)

Product description	Date of Declaration	Primary Article Identifier	Candidate List Substance 1
OT FIT 80/220-240/24 P	14-04-2022	4062172085465	Lead
OT FIT 150/220-240/24 P	14-04-2022	4062172085601	Lead
OT FIT 200/220-240/24 P	14-04-2022	4062172085649	Lead
OT FIT 300/220-240/24 P	14-04-2022	4062172085687	Lead

Product family datasheet

Product description	CAS No. of substance 1	Safe Use Instruction	Declaration No. in SCIP database
OT FIT 80/220-240/24 P	7439-92-1	The identification of the Candidate List substance is sufficient to allow safe use of the article.	94b863ab-2f00-4f9e-916a-436108c9879c
OT FIT 150/220-240/24 P	7439-92-1	The identification of the Candidate List substance is sufficient to allow safe use of the article.	eff638aa-fb8d-47aa-a2d5-853354556ab0
OT FIT 200/220-240/24 P	7439-92-1	The identification of the Candidate List substance is sufficient to allow safe use of the article.	551a1402-148e-400f-bdc6-a6d5c5f0f97f
OT FIT 300/220-240/24 P	7439-92-1	The identification of the Candidate List substance is sufficient to allow safe use of the article.	ebb9848f-d028-4b3a-b5ad-3d4e2b52a599





Application advice

For more detailed application information and graphics please see product datasheet.

Sales and Technical Support

- Sales and Technical Support www.osram.com

Download Data

File
 Product Datasheet Datasheet - OT FIT 80_220-240_24_P
 Product Datasheet Datasheet - OT FIT 150_220-240_24_P
 Product Datasheet Datasheet - OT FIT 200_220-240_24_P
 Product Datasheet Datasheet - OT FIT 300_220-240_24_P

Product family datasheet

Ecodesign regulation information:

Intended for use with LED modules.

The forward voltage of the LED light source shall be within the defined operating window of the control gear in all operating conditions including dimming if applicable.

Separate control gear and light sources must be disposed of at certified disposal companies in accordance with Directive 2012/19/EU (WEEE) in the EU and with Waste Electrical and Electronic Equipment (WEEE) Regulations 2013 in the UK. For this purpose, collection points for recycling centres and take-back systems (CRSO) are available from retailers or private disposal companies, which accept separate control gear and light sources free of charge. In this way, raw materials are conserved and materials are recycled.

Logistical Data

Product code	Product description	Packaging unit (Pieces/Unit)	Dimensions (length x width x height)	Volume	Gross weight
4062172085465	OT FIT 80/220-240/24 P	Shipping carton box 15	349 mm x 224 mm x 153 mm	11.96 dm ³	8193.00 g
4062172085601	OT FIT 150/220-240/24 P	Shipping carton box 15	349 mm x 284 mm x 153 mm	15.16 dm ³	9751.00 g
4062172085649	OT FIT 200/220-240/24 P	Shipping carton box 15	349 mm x 284 mm x 153 mm	15.16 dm ³	10741.00 g
4062172085687	OT FIT 300/220-240/24 P	Shipping carton box 10	419 mm x 329 mm x 123 mm	16.96 dm ³	11941.00 g

The mentioned product code describes the smallest quantity unit which can be ordered. One shipping unit can contain one or more single products. When placing an order, for the quantity please enter single or multiples of a shipping unit.

Disclaimer

Subject to change without notice. Errors and omission excepted. Always make sure to use the most recent release.
